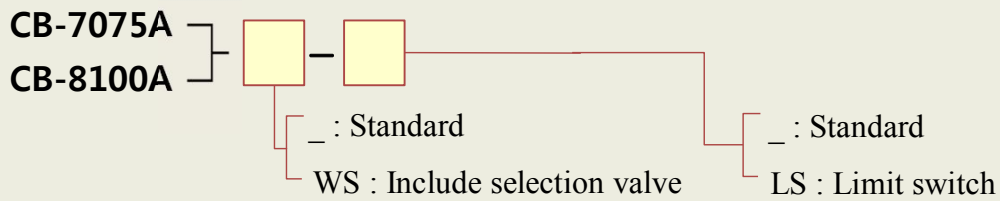




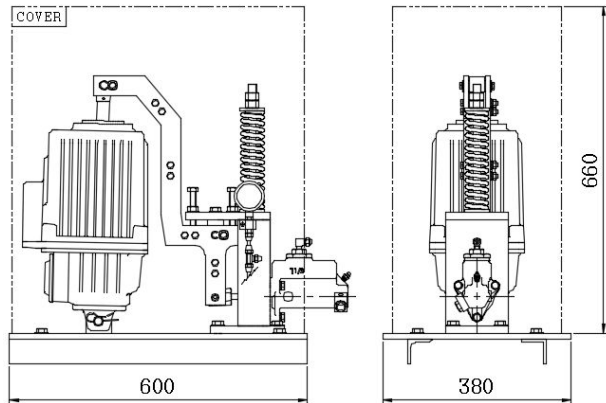
Options



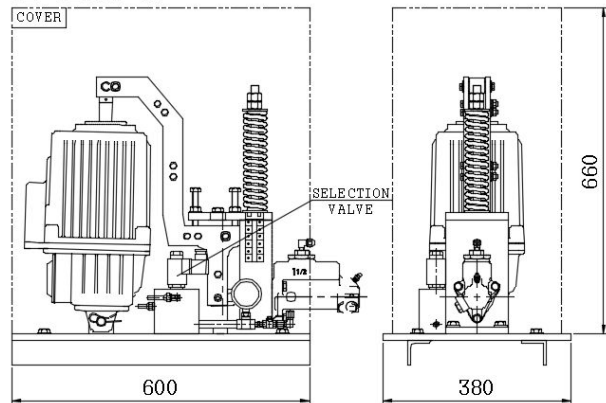
**EL-BOOSTER (Spring Applied Electric Released)**



CB- 8100A



CB- 8100A- WS



◆ **Use**

- Our product is a close type(B type booster) and performs smoothly without shock.
- Our product can be used with existing Foot pedal unit.
- Our product can be remotely controlled by installing transmitter and receiver.

◆ **Options**

- Selection valve (Foot pedal or EL-Booster)
- Limit switch (Thruster up/down)

◆ **Specification**

\* Oil to be Used : Use Brake Oil

MODEL TYPE	Thruster		Master Cylinder		
	Lifting Force (Kgf)	Stroke(mm)	Cylinder Size	Oil Volume (cc)	Max. Oil Pressure (kgf/cm <sup>2</sup> )
CB-7075A	50	60	1"	12.8	30
CB-8100A	50	60	1-1/2"	30	10